



# शासकीय वैद्यकीय महाविद्यालय, मिरज

## Government Medical College, Miraj



Website: [gmcmiraj.edu.in](http://gmcmiraj.edu.in)


Email: [deangmcmiraj@yahoo.co.in](mailto:deangmcmiraj@yahoo.co.in)

Phone: 0233/2232090-99

Fax: 0233-2231959

### Instructions for AIQ & State Quota students for PG Admission – NEET 2023-24

- 1) Students should bring a folder file at the time of admission.
- 2) The Folder file should have a Sticker denoting Name of students, Name of Dept., Student Whatsapp Number, Father Whatsapp Number, Email-Id, Date of Admission and Year of Admission.
- 3) Students should not change the Email-ID and student Whatsapp number mentioned on the folder file.
- 4) User name and password received on this mobile number and Email-ID should be preserved by the students until they passed out their final examination.
- 5) At the time of admission, Original Certificate and two (2) self attested Xerox copies of the Original Certificate has to be submitted to the PG section.
- 6) All Original Certificates should be Colour Scanned in pdf format (less than 500 kb) individually. The separate files should be complied in a folder. This folder to be submitted in a Pen drive to the PG section.
- 7) All the Original Scanned document in the pdf format should be preserved in pen drive as well as on Google drive till the completion of PG bond. As no Original documents or Xerox will be provided by the office.
- 8) At the time of admission, all PG students should pay RS. 1500/- in cash as admission fee in the Cash Section of office. (Note-Admission Fee Rs.1500/- is non-refundable)
- 9) Tuition fee and other fee **Two Separate Demand Draft or Cheque of Rs 1,25,700/- & Rs.16,500/- in Favour of "The Dean, Government Medical College, Miraj. Payble at Miraj any nationalized bank & 1500/- Rs by Cash in Cash Section, GMC Miraj** should be given at the time of admission.
- 10) At the time of admission 3 latest Passport size photographs are required.
- 11) Students who wish to retain their seat have to submit retention form in 3 copies.
- 12) At the time of admission, student should bring selection/allotment letter in 3 Copies available on [www.mahacet.org.in](http://www.mahacet.org.in). and or [www.mcc.in](http://www.mcc.in)
- 13) Students should submit fully completed admission form available on [www.gmcmiraj.edu.in](http://www.gmcmiraj.edu.in) website of Govt. Medical College, Miraj at the time of admission.
- 14) If candidate is not able to furnish the required documents & fees & due to this if his/her admission stands cancelled sole responsibility of this relies on the candidate only. College administration will not be responsible for this.





Photo

Receipt Date:- / /2023

Full Name :-

Subject :-

Permanent Address :-

pincode-

Mobile No. :-

E-mail :-

Date :- / /2023

To,  
Dean,  
Government Medical College,  
Miraj.

Sub :- Admission for PG course in .

Ref :- .

Respected Sir,

I am selected for course of in Government Medical College, Miraj from All India Quota / State Quota admission process. Here with I am submitting Following Cheque & required document for admission.

I will submit the service bond as per the rules & regulations of Government of Maharashtra (Prescribe Format).

Sr. No.	Details		Name of Bank	Amount (Rupees)	DD No. / Receipt No.	Date
1	Admission Fee		By Cash	1,500/-		/0 /2023
2	Tuition Fee		By DD/Cheque	1,25,700/-		/0 /2023
3	Other Fee		By DD/Cheque	16,500/-		/0 /2023
	Development	5000/-				
	IHR	4000/-				
	Gym	500/-				
	Library	1000/-				
	Library Deposit	2000/-				
	JR Deposit	4000/-				
	Total Amount			1,43,700/-		

- By Cash 1500/- in Cash Section

Yours Faithfully,



Sign:-

Name:-Dr. \_\_\_\_\_




**CERTIFICATE**

This is to certify that Dr. \_\_\_\_\_ has been provisionally admitted to **Post Graduate Degree** Course in the subject of \_\_\_\_\_ at this college during the year **2023-24** on \_\_\_\_\_ / \_\_\_\_\_ / **2023**.

The following original certificates in respect of Dr. \_\_\_\_\_ have been retain in this College and will be submitted to the Maharashtra University Health Sciences, Nashik for Enrollment & Eligibility for **PG Degree** courses for the year 2023-2024.

Sr. No	List of Documents	Original Yes / No
1	a) Nationality Certificate issued by District Magistrate, Additional District Magistrate, Chief Metropolitan Magistrate Or b) Photo copy Valid of Passport duly attested by Dean or Principal Director Or c) Domicile Certificate Or d) Birth Certificate having endorsed with Nationality as "Indian" on it.	
2	NEET PG-2023 Mark sheet	
3	Aadhar Card Photocopy (For Indian Citizen)	
4	Passing or Degree Certificate issued by concern University for Qualifying examination.	
5	University or Head of the institute Internship Completion Certificate should not be later than 11/08/2023	
6	Valid Permanent Registration Certificate issued by Medical Council of India or State Medical Council. (Provisional Registration Certificate will not be Considered).	
7	Caste Certificate (If applicable)	
8	Caste Validity Certificate (If applicable) (It is mandatory to the Student belonging to reserved category to submit Caste Certificate duly supported by Caste Validity Certificate. Failing which proposal will not be accepted)	
9	Non-Creamy layer Certificate Valid up to 31/03/2024 up to later (VJ)DT-A, NT-B, NT-C, NT-D, OBC & SBC (If applicable)	
10	College Leaving Certificate (LC/TC) Or if Student is from same college, "same College Continuation letter" as prescribed in Annexure-III is necessary.	
11	Migration Certificate (Applicable to non MUHS students)	
12	Self-Educational Gap (after Completion of Internship Programme) Affidavit by student certified by Executive Magistrate/Notary (If Applicable)	
13	Medical Fitness Certificate (As per the format given in the Brochure of State CET Cell, Mumbai i.e. Annexure-"M")	
14	Certificate by the Dean of concern College of Out of State stating that the certificate was admitted for UG Degree is under 15% All India Quota and Domicile Certificate of Maharashtra (for the Students belonging to the State of Maharashtra)	
15	Physically Handicapped Certificate (as per the format given in the Brochure of State CET Cell, Mumbai i.e. Annexure-"D")	
16	Copy of Gazette, Marriage Certificate & Affidavit in case of Change in Name (If Applicable)	
17	Documentation for in Service personnel ( If applicable) a) Deputation Certificate b) No objection Certificate c) University approval Certificate for teacher in the Concerned subject d) Experience Certificate	





18	Online downloaded Application form of State NEET-PG 2023 (State Quota Student Only)	
19	Copy of downloaded NEET-PG 2023 Admit Card.	
20	Certificate from Head of Institute showing that the Medical College/Institute form which the Candidate has passed MBBS examination is Recognized by NMC/erstwhile Medical Council of India.	
21	Copy of Receipt of online fee payment of Rs.3000/- (State Quota Student Only)	
22	Bond Release Certificate from DMER, Mumbai (As per rule 8.13 NEET PG -2023 Brochure) (If Applicable) for (State Quota Student Only) Internship on or before 30/09/2021	
23	Orphan Certificate form appropriate authority. (If Applicable)	
24	EWS candidates should produce eligibility Certificate in prescribed format issued by appropriate authority, for academic year 2023-24	
25	Mark sheet MBBS (First to Last Year)	
26	Date of Birth Proof (SSC Certificate)	
27	12th (HSC) Marksheet	
28	Attempt Certificate	
	<b>Total number of document</b>	

Verified By :- \_\_\_\_\_

Name & Signature :- \_\_\_\_\_

**VICE-DEAN,  
GOVT MEDICAL COLLEGE, MIRAJ**


To,  
Dr. \_\_\_\_\_,

Post Graduate Student, Dept. of \_\_\_\_\_ GMC, Miraj.


AIQ Rank:-

State Rank:- **State Quota Student Only:-**

NEET-PG Mark:-







महाराष्ट्र शासन

शासकीय वैद्यकीय महाविद्यालय, मिरज  
Government Medical College, Miraj



Website: gmcmiraj.edu.in

Email: deangmcmiraj@yahoo.co.in


Phone: 0233/2232090-99

Fax: 0233-2231959

GMCM/M/SS/H/PG-Admission-23/2023


Date:- / /2023

Student Information Details				Date of Admission: / /2023
Full Name of the Student (capital Letter) (as per Last Degree Acquired)				
LAST NAME (SURNAME)	FIRST NAME	MIDDLE NAME	MOTHER NAME	
English				
मराठीत (as per Last Degree Acquired)	नाव:-	वडिलाचे नाव:-	आईचे नाव:-	
आडनाव:-				
Course Name		Date of Joining to the college	/ /2023	
Address for temporary with pincode				
Address for Permanent with pincode				
Student Email-Id		Gender (Male/Female)		
Student whatapps Mob. No.		Parents whatapps Mob. No.		
Date of Birth (DD/MM/YYYY)	Birth Place-	Blood Group-	Nationlity-	
Country-	Domicile-	State-	Aadhar No.-	
Do you have voting Card? (Yes/No)	V.ID No.-	Physically Handicapped- Yes/No	Would You Like to Donate Organ (Yes/No)	
Constitutional Category of the Student-	Sub-Caste of Student-	Category of Admission-	Do you have caste certificate (Yes/No)	
Caste certificate is issued from which Sub Divisional Office	Caste Certificate Number	Caste Certificate date of issue (dd/mm/yyyy)	Do yo have caste Validity Certificate-(Yes/No)	
Validity Certificate Number (i.e.Sr.No.)	Validity certificate date of issue. (dd/mm/yyyy)	Validity Certi. is issued from which District	Do yo have Non Creamy Layer Certificate-(Yes/No)	
NCL Certificate date of issue. (dd/mm/yyyy)	NCL Certificate Number (i.e.Sr.No.)	NCL Certificate date of Valid (dd/mm/yyyy)	Type of Quota- All india/ State	
Central/State council permanent Reg. Valid upto.- / /20	Special Reservation- DEF/PWD/HA/MKB/OTHER	Other Reservation Details-	Central/State council permanent Reg. No.-	
Neet PG Marks out of- Obtained Mark- 800/	Percentile-	Neet PG Month and Year of Passing-	Cet Type- Neet PG	
NEET Roll No.-	NEET All India Rank-	NEET State Rank-	Last Degree Acquired form MUHS-Yes/No	
			NEET State Rank of Which State-	





MBBS College Name & Unversity Name			
UG Bond Complete Yes/No	UG Bond release Certi. No. & Date:-		
In-Service Quota, If any		Do you have completed Bond Service- Yes/No	Bonded Date- / /20
Internship period	/ /20 To / /20	Other Details, If any	
<b>Qualification Details</b>			
Examination Passed	Subject/Course	Internship Completed On	Registration No.
	MBBS/PG DIPLOMA		
University Name MBBS			
Passing Month & Year-	Winter/Summer- 20 ( / /20 )		
Name of HSC (12 <sup>TH</sup> ) Board with Place	Name of College which HSC Examination Passed		
State/CBSE): .....			
Place: .....			
Marks in Physics (HSC) Obtained Marks/Grand Total /100	Marks in Chem. (HSC) Obtained Marks/Grand Total /100	Marks in Biology (HSC) Obtained Marks/Grand Total /100	Total Marks /300
Name:- Student Sign:- Date:-			







महाराष्ट्र शासन

शासकीय वैद्यकीय महाविद्यालय, मिरज  
Government Medical College, Miraj



Website: gmcmiraj.edu.in

Email: deangmcmiraj@yahoo.co.in

Phone: 0233/2232090-99

Fax: 0233-2231959

**PG-Admission – 2023-24**

Admission Process E-mail ID- [pg.admissiongmcmiraj@gmail.com](mailto:pg.admissiongmcmiraj@gmail.com)

**Contact person (between 10:00 AM to 05:30 PM ONLY)**

**Nodal officer and other officers MobileNumber(P.G. Admission CELL) :-**

**Contact person (between 10:00 AM to 05:30 PM ONLY)**

**Nodal officer and other officers MobileNumber (P.G. Admission CELL)**

1.Dr. Deepak Patil:-9881070909

2.Dr. Nitin Puram:-8669020968

3.Vitthal Pariskar:-9168926813

4.Pramod Yadav :-9850987800


**PG admission fees details for all categories A.Y.2023-24  
&Bank details-**

Sr. No.	Details		Name of Bank	Amount (Rupees)
1	Admission Fee*		CASH	1,500/-
2	Tuition Fee		DD/ Cheque	1,25,700/-
3	Other Fee		DD/ Cheque	16,500/-
	Development	5000/-	Total Amount	1,43,700/-
	IHR	4000/-		
	Gym	500/-		
	Library	1000/-		
	Library	2000/-		
	Deposit JR	4000/-		
	Deposit			

**Bank details**

**Name on DD/Cheque:- The Dean, Govt. Medical College, Miraj**  
**Payable at Miraj (Any Nationalized Bank)**

**\*Note-Admission Fee Rs.1500/- is non-refundable**





**Annexure –G**  
**Self – Declaration**

Applicant's  
Photo

TO,  
**The Registrar,**  
Maharashtra University of Health Sciences,  
Dindori Road, Mhasrul,  
Nashik-422004

I ..... Son Daughter  
of ..... aged .....  
occupation ..... with UID No. ....  
Hereby declare there is a gap from ..... to ..... after  
my last academic qualification and I have not taken admission to any course during the said gap period.


The information provide above is true and correct to the best of my personal knowledge,  
information and belief. I fully understand the consequences of giving false information. If the information  
is found to be false, I shall be liable for prosecution and punishment under Indian Penal Code and / or  
any other law applicable there to.

Place: .....

Applicant's Signature: .....

Date: .....

Applicant's Name: .....





## ANNEXURE – “M”

✂.....

### CERTIFICATE OF MEDICAL FITNESS

This is to certify that I have conducted clinical examination of Dr. .... who is desirous of admission to Medical Postgraduate Courses.

He/she has not given any personal history of any disease incapacitating him/her to undergo the professional course. Also, on clinical examination it has been found that he/she is medically fit to undergo the medical postgraduate course (NEET-PG 2023).

- (1) Absence of any incapacitating and /or progressive systematic disease/disorder / condition,
- (2) Absence of any disability of upper limb/s,
- (3) Absence of any major visual/auditory disability,
- (4) Absence of psychosis/neurosis/mental retardation,
- (5) Ability to maintain erect posture,
- (6) Reasonable manual dexterity.

Address of the Registered Medical Practitioner	Signature
	Name
	Registration No.
	Seal of Registered Medical Practitioner
Date	

✂.....

#### Note:

A candidate must be medically fit to undergo the Medical Postgraduate Courses (NEET-PG 2023) applied for. The medical fitness must be certified by a Registered Medical Practitioner in the prescribed Proforma, as given above on a **Letterhead**.





Annexure – IV

Office of the .....

Outward No.:-

Date:-

**TO WHOME IT MAY CONCERN**

**CERTIFICATE**

This is to certify that, the Caste Certificate No.....  
Dated..... issued to Mr./Miss .....  
by the Tahsildar / Magistrate ..... is Valid.

Further, it is stated that there is no provision of issuing separate Caste Validity Certificate in  
..... State

Office Seal / Stamp

Signature of Tahsildar / Magistrate / Issuing Authority

कार्यालय .....

जावक क्र.

दिनांक:

जो कोई भी इससे संबंधित है उसके लिए

**प्रमाणपत्र**

प्रमाणित किया जाता है की, श्री. / कुमारी ..... इनको,  
तहसिलदार/ जिल्हा मॅजिस्ट्रेट ..... कार्यालयद्वारा  
निर्गमित किया हुआ जात प्रमाणपत्र क्रमांक ..... दिनांक .....  
वैध है।

तथा, ..... राज्यमें अलगसे जात वैधता प्रमाणपत्र निर्गमित करने  
का कोई प्रावधान नहीं है।

कार्यालयीन मोहोर

तहसिलदार / जिल्हा मॅजिस्ट्रेट तथा  
संबंधित अधिकारी के हस्ताक्षर

